

*MATI Trader is an online training solutions company offering products and services to help anyone learn how to trade and make a success from the markets.*

## SPREAD TRADING RECOMMENDED BROKER



### About BlackStone Futures

*BlackStone Futures* (est. 2009) is a financial-markets spread trading company – Leading FSCA Regulated Broker – which offers a free and live trading platform, training, education services as well as mirror funds with over 750 products to trade either Forex, global equities, commodities, stock indices and more...

### How To Open An Account With BlackStone Futures

1. Certified copy of your ID/Passport
2. A copy of your proof of residence
3. Proof of banking details
4. Proof of Income Tax Number

### Services Offered By BlackStone Futures

- ✓ **LIVE: Trading account** [Click here for more](#)
- ✓ **LIVE: Demo trading account** [Click here for more](#)
- ✓ **FREE: Trading articles, tips, tricks, strategies and education** [Click here for more](#)
- ✓ **FREE: Trading calculators and tools** [Click here for more](#)
- ✓ **LIVE: Daily and weekly stock, Forex and index videos** [Click here for more](#)

### Spread Betting Details

- **Minimum account size:** R1,000
- **Platform fees:** None
- **Minimum trade size:** 0.10 Cents value per point

### Contact Details Of BlackStone Futures

- **Office Reception:** (+27) 860 111 563
- **Trading Desk #2:** (+27) 860 777 766
- **Email:** [trossolimos@blackstonefutures.co.za](mailto:trossolimos@blackstonefutures.co.za)
- **Facebook page:** <https://facebook.com/blackstonefutures>
- **Website:** <https://blackstonefutures.co.za/>

Please let the broker know that you're a MATI Trader Member.

## About Rand Swiss

Rand Swiss (est. 2014) is a financial market full-service low-cost broker. It gives clients full online access to +10,000 products, across 36 exchanges and 26 countries via local and offshore direct equity, geared CFDs, FX, bonds, commodities, indices, futures and crypto-currencies via cutting edge desktop and mobile platforms. They also offer a suite of wealth products including TSFAs, managed portfolios, retirement planning solutions and structured products. Rand Swiss was ranked by Intellidex as South Africa's Top Stockbroker and Top Advice Broker in the Top Stockbrokers Awards in 2019.

## How To Open An Account With Rand Swiss

1. Certified copy of your ID/Passport
2. Proof of residence
3. Proof of banking details
4. Proof of Tax Number

## Services Offered By Rand Swiss

- ✓ **LIVE: Trading account** [Click here for more](#)
- ✓ Advisory broking [Click here for more](#)
- ✓ Tax-Free-Savings-Accounts [Click here for more](#)
- ✓ Structured products [Click here for more](#)
- ✓ Managed portfolios [Click here for more](#)
- ✓ Offshore transfers [Click here for more](#)
- ✓ Events [Click here for more](#)

## CFD Details & Costs

- **Minimum account size:** R5,000
- **Local CFDs:** 0.2% commission with a minimum of R50
- **Offshore CFDs:** 0.2% excluding the statutory fees
- **Monthly costs:** None

## Contact Details Of Rand Swiss

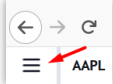
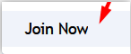

- **Office Reception:** (+27) 011 781 4454
- **Trading Desk:** (+27) 011 781 3223
- **Email:** [info@randswiss.com](mailto:info@randswiss.com)
- **Website:** <https://www.randswiss.com>



## About TradingView

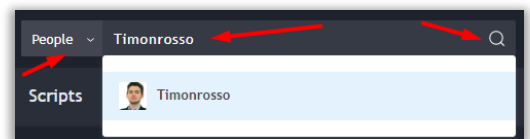
TradingView (est. 2012) is a world leading, cutting-edge FREE online charting platform for beginners up to the most advanced professional traders, with over 10 million subscribers. The platform has direct access to unlimited live streaming stocks, futures, bonds, indices, Forex, commodities, ETFs and even crypto-currencies. It also allows you to customise your watch lists, back test your strategies, share, publish or enjoy live and active trading ideas, signals and tutorials through the platform or directly to your Twitter and other social feeds. Enjoy this free charting phenomena across either your web browser, Android or Apple iOS devices starting today.

## How To Create A FREE Account With TradingView

1. [Click here](#) to get started
2. On the far top left corner, click the settings icon (Three lines) 
3. Scroll down and click on 'Join Now' 
4. Fill in your details in the new window and click 'Sign Up'
5. Check your email (junk folder) to verify account – Click 'Activate' [Activate](#)
6. Fill in your details in the new window and click 'Continue'
7. Done! – Click on the 'Chart' tab to start analysing and sharing your trade ideas 

## Services Offered By TradingView

- ✓ **FREE:** Charting platform account [Click here for more](#) (Follow steps above)
- ✓ **Guide:** How TradingView works [Click here for more](#)
- ✓ **Follow:** Timon's trading ideas [Click here for more](#)
- ✓ **Live:** Trading charts [Click here for more](#)
- ✓ **Live:** Market quotes [Click here for more](#)
- ✓ **Tool:** Economic calendar [Click here for more](#)
- ✓ **Partner:** Referral program [Click here for more](#)
- ✓ **VIP:** TradingView Packages [Click here for more](#)



**BEAUTIFUL CHARTS**

Improve Your Trading Performance!

Get Started for FREE

GUIDE: How To Use *TradingView* Charting Platform: [Click Here](#)